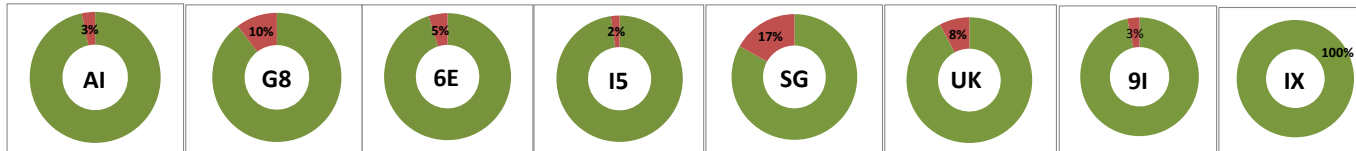


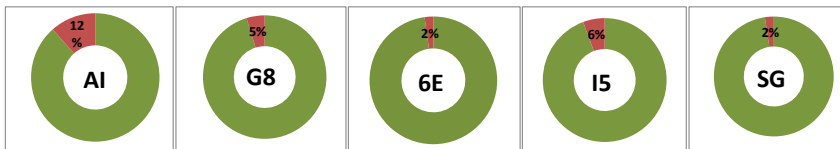
**DECEMBER 2020 DEPARTURES (0300 - 0900)**

AIRLINES	TOTAL DEPARTURES	FLIGHTS ON TIME (STD + 15 min)	FLIGHTS DELAYED (STD + MORE THAN 15 Min)	% ON TIME	% DELAYED	NUMBER OF FLIGHTS DELAYED DUE TO										TOTAL DEPARTURE DELAY
						AIRLINES					AIRPORT		WEATHER		ATC	
						PASSENGER & BAGGAGE HANDLING (IATA CODES 11-18)	AIRCRAFT & RAMP HANDLING (IATA CODES 31-39)	TECHNICAL, AUTOMATED EQUIPMENT FAILURE (IATA CODES 41-48)	OPERATIONS, CREW (IATA CODES 61-69)	REACTIONARY REASONS (IATA CODES 91-96)	AIRPORT FACILITIES (IATA CODES 87,89)	AIRPORT SECURITY (IATA CODE 85)	DESTINATION AIRPORT BELOW MINIMA (IATA CODE 72)	DEPARTURE AERODROME BELOW MINIMA (IATA CODE 71)	ATFM (IATA CODES 81-84)	
AI	120	116	4	97%	3%	0.00	0.00	0.00	1.00	2.00	0.00	0.00	1.00	0.00	0.00	4
G8	251	225	26	90%	10%	0.00	0.00	0.00	4.00	15.00	0.00	0.00	6.00	0.00	1.00	26
6E	497	473	24	95%	5%	0.00	0.00	0.00	1.00	4.00	1.00	0.00	16.00	0.00	2.00	24
I5	90	88	2	98%	2%	0.00	0.00	0.00	0.00	1.00	0.00	0.00	1.00	0.00	0.00	2
SG	273	227	46	83%	17%	1.00	0.00	2.00	1.00	3.00	0.00	1.00	38.00	0.00	0.00	46
UK	219	202	17	92%	8%	0.00	0.00	0.00	1.00	1.00	0.00	0.00	14.00	0.00	1.00	17
9I	30	29	1	97%	3%	0.00	0.00	0.00	0.00	0.00	0.00	0.00	1.00	0.00	0.00	1
IX	3	3	0	100%	0%	0.00	0.00	0.00	0.00	0.00	0.00	0.00	0.00	0.00	0.00	0
ZT	0	0	0	0%	0%	0.00	0.00	0.00	0.00	0.00	0.00	0.00	0.00	0.00	0.00	0
OG	0	0	0	0%	0%	0.00	0.00	0.00	0.00	0.00	0.00	0.00	0.00	0.00	0.00	0
	<b>1483</b>	<b>1363</b>	<b>120</b>	<b>92%</b>	<b>8%</b>											



**DECEMBER 2020 ARRIVALS (0300 - 0900)**

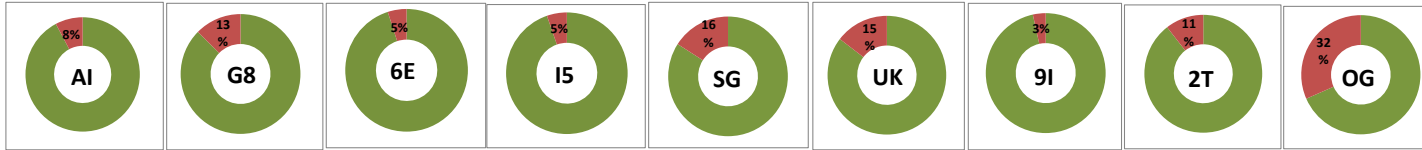
AIRLINES	TOTAL ARRIVALS	FLIGHTS ON TIME (STA + 15 min)	FLIGHTS DELAYED (STA + MORE THAN 15 Min)	% ON TIME	% DELAYED	NUMBER OF FLIGHTS DELAYED DUE TO										
						AIRLINES					AIRPORT		WEATHER		ATC	
						PASSENGER & BAGGAGE HANDLING (IATA CODES 11-18)	AIRCRAFT & RAMP HANDLING (IATA CODES 31-39)	TECHNICAL, AUTOMATED EQUIPMENT FAILURE (IATA CODES 41-48)	OPERATIONS, CREW (IATA CODES 61-69)	REACTIONARY REASONS (IATA CODES 91-96)	AIRPORT FACILITIES (IATA CODES 87,89)	AIRPORT SECURITY (IATA CODE 85)	DESTINATION AIRPORT BELOW MINIMA (IATA CODE 72)	DEPARTURE AERODROME BELOW MINIMA (IATA CODE 71)	ATFM (IATA CODES 81-84)	
AI	52	46	6	88%	12%	-	-	-	-	-	-	-	-	-	-	-
G8	147	140	7	95%	5%	-	-	-	-	-	-	-	-	-	-	-
6E	364	356	8	98%	2%	-	-	-	-	-	-	-	-	-	-	-
I5	53	50	3	94%	6%	-	-	-	-	-	-	-	-	-	-	-
SG	42	41	1	98%	2%	-	-	-	-	-	-	-	-	-	-	-
UK	0	0	0	0%	0%	-	-	-	-	-	-	-	-	-	-	-
9I	0	0	0	0%	0%	-	-	-	-	-	-	-	-	-	-	-
IX	0	0	0	0%	0%	-	-	-	-	-	-	-	-	-	-	-
ZT	0	0	0	0%	0%	-	-	-	-	-	-	-	-	-	-	-
OG	0	0	0	0%	0%	-	-	-	-	-	-	-	-	-	-	-
	<b>658</b>	<b>633</b>	<b>25</b>	<b>96%</b>	<b>4%</b>											



Delay Percentage

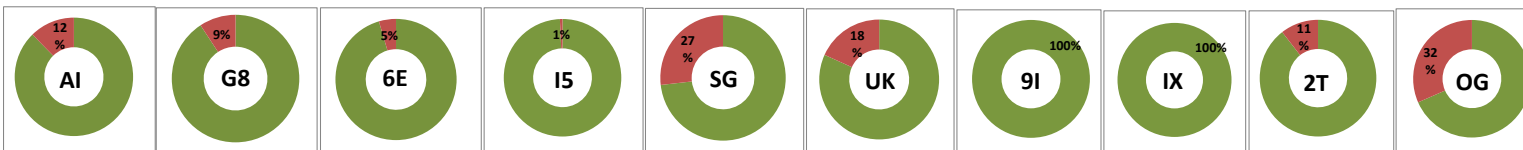
DECEMBER 2020 DEPARTURES (0900 - 1500)

AIRLINES	TOTAL DEPARTURES	FLIGHTS ON TIME (STD + 15 min)	FLIGHTS DELAYED (STD + MORE THAN 15 Min)	% ON TIME	% DELAYED	NUMBER OF FLIGHTS DELAYED DUE TO										TOTAL DEPARTURE DELAY
						AIRLINES					AIRPORT		WEATHER		ATC	
						PASSENGER & BAGGAGE HANDLING (IATA CODES 11-18)	AIRCRAFT & RAMP HANDLING (IATA CODES 31-39)	TECHNICAL, AUTOMATED EQUIPMENT FAILURE (IATA CODES 41-48)	OPERATIONS, CREW (IATA CODES 61-69)	REACTIONARY REASONS (IATA CODES 91-96)	AIRPORT FACILITIES (IATA CODES 87,89)	IMMIGRATION, CUSTOMS, HEALTH (IATA CODE 86)	DESTINATION AIRPORT BELOW MINIMA (IATA CODE 72)	DEPARTURE AERODROME BELOW MINIMA (IATA CODE 71)	ATFM (IATA CODES 81-84)	
AI	283	261	22	92%	8%	0.00	0.00	4.00	5.00	6.00	0.00	0.00	5.00	0.00	2.00	22
G8	198	173	25	87%	13%	0.00	0.00	0.00	6.00	16.00	0.00	0.00	0.00	0.00	3.00	25
6E	986	937	49	95%	5%	1.00	6.00	0.00	5.00	7.00	3.00	6.00	7.00	0.00	14.00	49
I5	94	89	5	95%	5%	0.00	0.00	0.00	1.00	3.00	0.00	0.00	1.00	0.00	0.00	5
SG	320	269	51	84%	16%	1.00	1.00	4.00	1.00	17.00	1.00	12.00	11.00	0.00	3.00	51
UK	151	129	22	85%	15%	0.00	0.00	0.00	1.00	15.00	0.00	0.00	4.00	0.00	2.00	22
9I	29	28	1	97%	3%	0.00	0.00	0.00	1.00	0.00	0.00	0.00	0.00	0.00	0.00	1
IX	0	0	0	0%	0%	0.00	0.00	0.00	0.00	0.00	0.00	0.00	0.00	0.00	0.00	0
2T	19	17	2	89%	11%	0.00	0.00	0.00	0.00	2.00	0.00	0.00	0.00	0.00	0.00	2
OG	19	13	6	68%	32%	0.00	0.00	0.00	0.00	6.00	0.00	0.00	0.00	0.00	0.00	6
	2099	1916	183	91%	9%											



DECEMBER 2020 ARRIVALS (0900 - 1500)

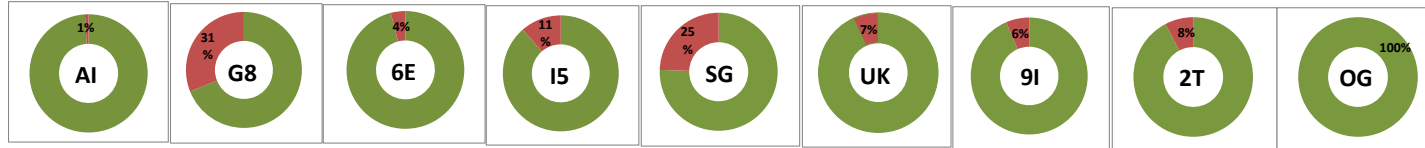
AIRLINES	TOTAL ARRIVALS	FLIGHTS ON TIME (STA + 15 min)	FLIGHTS DELAYED (STA + MORE THAN 15 Min)	% ON TIME	% DELAYED	NUMBER OF FLIGHTS DELAYED DUE TO										
						AIRLINES					AIRPORT		WEATHER		ATC	
						PASSENGER & BAGGAGE HANDLING (IATA CODES 11-18)	AIRCRAFT & RAMP HANDLING (IATA CODES 31-39)	TECHNICAL, AUTOMATED EQUIPMENT FAILURE (IATA CODES 41-48)	OPERATIONS, CREW (IATA CODES 61-69)	REACTIONARY REASONS (IATA CODES 91-96)	AIRPORT FACILITIES (IATA CODES 87,89)	AIRPORT SECURITY (IATA CODE 85)	DESTINATION AIRPORT BELOW MINIMA (IATA CODE 72)	DEPARTURE AERODROME BELOW MINIMA (IATA CODE 71)	ATFM (IATA CODES 81-84)	
AI	162	142	20	88%	12%	-	-	-	-	-	-	-	-	-	-	-
G8	173	157	16	91%	9%	-	-	-	-	-	-	-	-	-	-	-
6E	768	733	35	95%	5%	-	-	-	-	-	-	-	-	-	-	-
I5	139	138	1	99%	1%	-	-	-	-	-	-	-	-	-	-	-
SG	377	276	101	73%	27%	-	-	-	-	-	-	-	-	-	-	-
UK	334	273	61	82%	18%	-	-	-	-	-	-	-	-	-	-	-
9I	30	30	0	100%	0%	-	-	-	-	-	-	-	-	-	-	-
IX	3	3	0	100%	0%	-	-	-	-	-	-	-	-	-	-	-
2T	19	17	2	89%	11%	-	-	-	-	-	-	-	-	-	-	-
OG	19	13	6	68%	32%	-	-	-	-	-	-	-	-	-	-	-
	2024	1782	242	88%	12%											



Delay Percentage

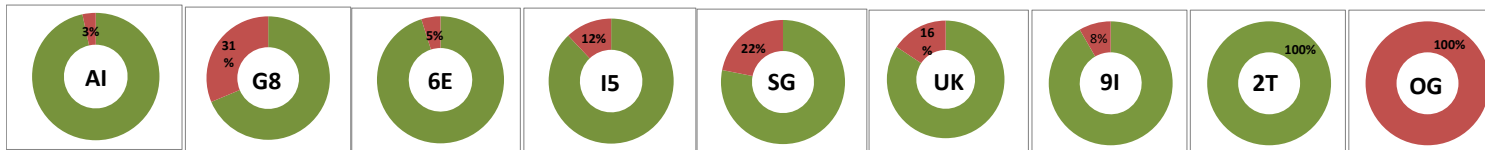
DECEMBER 2020 DEPARTURES (1500 - 2300)

AIRLINES	TOTAL DEPARTURES	FLIGHTS ON TIME (STD + 15 min)	FLIGHTS DELAYED (STD + MORE THAN 15 Min)	% ON TIME	% DELAYED	NUMBER OF FLIGHTS DELAYED DUE TO										TOTAL DEPARTURE DELAY
						AIRLINES					AIRPORT		WEATHER		ATC	
						PASSENGER & BAGGAGE HANDLING (IATA CODES 11-18)	AIRCRAFT & RAMP HANDLING (IATA CODES 31-39)	TECHNICAL, AUTOMATED EQUIPMENT FAILURE (IATA CODES 41-48)	OPERATIONS, CREW (IATA CODES 61-69)	REACTIONARY REASONS (IATA CODES 91-96)	AIRPORT FACILITIES (IATA CODES 87,89)	IMMIGRATION, CUSTOMS, HEALTH (IATA CODE 86)	DESTINATION AIRPORT BELOW MINIMA (IATA CODE 72)	DEPARTURE AERODROME BELOW MINIMA (IATA CODE 71)	ATFM (IATA CODES 81-84)	
AI	201	199	2	99%	1%	0.00	0.00	0.00	0.00	2.00	0.00	0.00	0.00	0.00	0.00	2
G8	293	202	91	69%	31%	0.00	0.00	0.00	26.00	58.00	0.00	0.00	0.00	0.00	7.00	91
6E	971	932	39	96%	4%	0.00	1.00	0.00	6.00	18.00	2.00	2.00	0.00	0.00	10.00	39
IS	167	148	19	89%	11%	0.00	0.00	0.00	3.00	11.00	0.00	0.00	4.00	0.00	1.00	19
SG	400	302	98	76%	25%	1.00	0.00	7.00	3.00	48.00	2.00	22.00	11.00	0.00	4.00	98
UK	322	300	22	93%	7%	0.00	0.00	1.00	4.00	12.00	0.00	1.00	1.00	0.00	3.00	22
9I	31	29	2	94%	6%	0.00	0.00	1.00	0.00	1.00	0.00	0.00	0.00	0.00	0.00	2
IX	0	0	0	0%	0%	0.00	0.00	0.00	0.00	0.00	0.00	0.00	0.00	0.00	0.00	0
2T	13	12	1	92%	8%	0.00	0.00	0.00	0.00	1.00	0.00	0.00	0.00	0.00	0.00	1
OG	1	1	0	100%	0%	0.00	0.00	0.00	0.00	0.00	0.00	0.00	0.00	0.00	0.00	0
	2399	2125	274	89%	11%											



DECEMBER 2020 ARRIVALS (1500 - 2300)

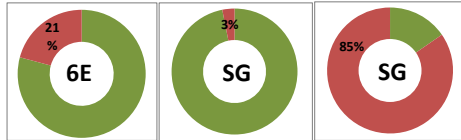
AIRLINES	TOTAL ARRIVALS	FLIGHTS ON TIME (STA + 15 min)	FLIGHTS DELAYED (STA + MORE THAN 15 Min)	% ON TIME	% DELAYED	NUMBER OF FLIGHTS DELAYED DUE TO										
						AIRLINES					AIRPORT		WEATHER		ATC	
						PASSENGER & BAGGAGE HANDLING (IATA CODES 11-18)	AIRCRAFT & RAMP HANDLING (IATA CODES 31-39)	TECHNICAL, AUTOMATED EQUIPMENT FAILURE (IATA CODES 41-48)	OPERATIONS, CREW (IATA CODES 61-69)	REACTIONARY REASONS (IATA CODES 91-96)	AIRPORT FACILITIES (IATA CODES 87,89)	AIRPORT SECURITY (IATA CODE 85)	DESTINATION AIRPORT BELOW MINIMA (IATA CODE 72)	DEPARTURE AERODROME BELOW MINIMA (IATA CODE 71)	ATFM (IATA CODES 81-84)	
AI	385	372	13	97%	3%	-	-	-	-	-	-	-	-	-	-	-
G8	345	237	108	69%	31%	-	-	-	-	-	-	-	-	-	-	-
6E	1190	1132	58	95%	5%	-	-	-	-	-	-	-	-	-	-	-
IS	191	168	23	88%	12%	-	-	-	-	-	-	-	-	-	-	-
SG	475	371	104	78%	22%	-	-	-	-	-	-	-	-	-	-	-
UK	357	301	56	84%	16%	-	-	-	-	-	-	-	-	-	-	-
9I	60	55	5	92%	8%	-	-	-	-	-	-	-	-	-	-	-
IX	0	0	0	0%	0%	-	-	-	-	-	-	-	-	-	-	-
2T	13	13	0	100%	0%	-	-	-	-	-	-	-	-	-	-	-
OG	1	0	1	0%	100%	-	-	-	-	-	-	-	-	-	-	-
	3017	2649	368	88%	12%											



Delay Percentage

DECEMBER 2020 DEPARTURES (2300 - 0300)

AIRLINES	TOTAL DEPARTURES	FLIGHTS ON TIME (STD + 15 min)	FLIGHTS DELAYED (STD + MORE THAN 15 Min)	% ON TIME	% DELAYED	NUMBER OF FLIGHTS DELAYED DUE TO										TOTAL DEPARTURE DELAY
						AIRLINES					AIRPORT		WEATHER		ATC	
						PASSENGER & BAGGAGE HANDLING (IATA CODES 11-18)	AIRCRAFT & RAMP HANDLING (IATA CODES 31-39)	TECHNICAL, AUTOMATED EQUIPMENT FAILURE (IATA CODES 41-48)	OPERATIONS, CREW (IATA CODES 61-69)	REACTIONARY REASONS (IATA CODES 91-96)	AIRPORT FACILITIES (IATA CODES 87,89)	IMMIGRATION, CUSTOMS, HEALTH (IATA CODE 86)	DESTINATION AIRPORT BELOW MINIMA (IATA CODE 72)	DEPARTURE AERODROME BELOW MINIMA (IATA CODE 71)	ATFM (IATA CODES 81-84)	
AI	0	0	0	0%	0%	0	0	0	0	0	0	0	0	0	0	0
G8	24	19	5	79%	21%	0	0	0	2	3	0	0	0	0	0	5
6E	0	0	0	0%	0%	0	0	0	0	0	0	0	0	0	0	0
I5	32	31	1	97%	3%	0	0	0	0	1	0	0	0	0	0	1
SG	13	2	11	15%	85%	0	0	0	3	3	0	3	2	0	0	11
UK	0	0	0	0%	0%	0	0	0	0	0	0	0	0	0	0	0
9I	0	0	0	0%	0%	0	0	0	0	0	0	0	0	0	0	0
IX	0	0	0	0%	0%	0	0	0	0	0	0	0	0	0	0	0
ZT	0	0	0	0%	0%	0	0	0	0	0	0	0	0	0	0	0
OG	0	0	0	0%	0%	0	0	0	0	0	0	0	0	0	0	0
<b>TOTAL</b>	<b>69</b>	<b>52</b>	<b>17</b>	<b>75%</b>	<b>25%</b>											



DECEMBER 2020 ARRIVALS (2300 - 0300)

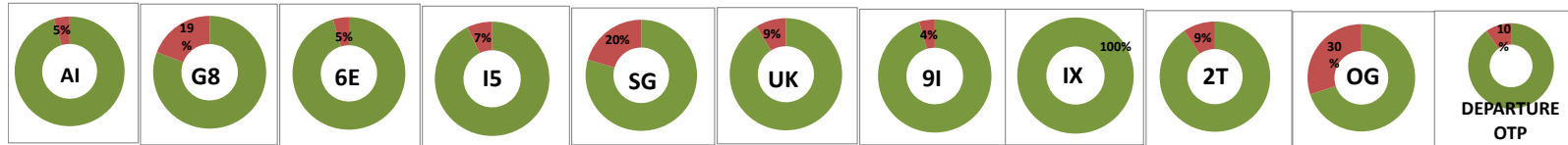
AIRLINES	TOTAL ARRIVALS	FLIGHTS ON TIME (STA + 15 min)	FLIGHTS DELAYED (STA + MORE THAN 15 Min)	% ON TIME	% DELAYED	NUMBER OF FLIGHTS DELAYED DUE TO										
						AIRLINES					AIRPORT		WEATHER		ATC	
						PASSENGER & BAGGAGE HANDLING (IATA CODES 11-18)	AIRCRAFT & RAMP HANDLING (IATA CODES 31-39)	TECHNICAL, AUTOMATED EQUIPMENT FAILURE (IATA CODES 41-48)	OPERATIONS, CREW (IATA CODES 61-69)	REACTIONARY REASONS (IATA CODES 91-96)	AIRPORT FACILITIES (IATA CODES 87,89)	AIRPORT SECURITY (IATA CODE 85)	DESTINATION AIRPORT BELOW MINIMA (IATA CODE 72)	DEPARTURE AERODROME BELOW MINIMA (IATA CODE 71)	ATFM (IATA CODES 81-84)	
AI	2	2	0	100%	0%	-	-	-	-	-	-	-	-	-	-	-
G8	109	69	40	63%	37%	-	-	-	-	-	-	-	-	-	-	-
6E	132	132	0	100%	0%	-	-	-	-	-	-	-	-	-	-	-
I5	0	0	0	0%	0%	-	-	-	-	-	-	-	-	-	-	-
SG	112	77	35	69%	31%	-	-	-	-	-	-	-	-	-	-	-
UK	0	0	0	0%	0%	-	-	-	-	-	-	-	-	-	-	-
9I	0	0	0	0%	0%	-	-	-	-	-	-	-	-	-	-	-
IX	0	0	0	0%	0%	-	-	-	-	-	-	-	-	-	-	-
ZT	0	0	0	0%	0%	-	-	-	-	-	-	-	-	-	-	-
OG	0	0	0	0%	0%	-	-	-	-	-	-	-	-	-	-	-
<b>TOTAL</b>	<b>355</b>	<b>280</b>	<b>75</b>	<b>79%</b>	<b>21%</b>											



Delay Percentage

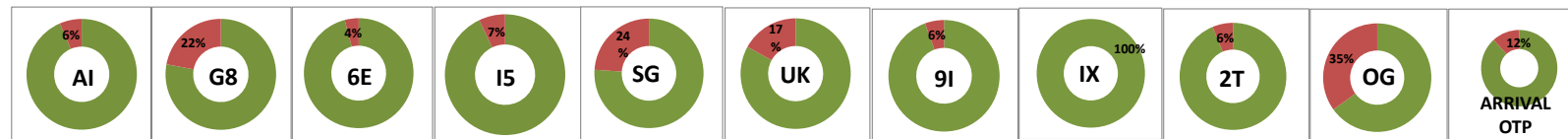
**DECEMBER 2020 DEPARTURES**

AIRLINES	TOTAL DEPARTURES	FLIGHTS ON TIME (STD + 15 min)	FLIGHTS DELAYED (STD + MORE THAN 15 Min)	% ON TIME	% DELAYED	NUMBER OF FLIGHTS DELAYED DUE TO										TOTAL DEPARTURE DELAY
						AIRLINES					AIRPORT		WEATHER		ATC	
						PASSENGER & BAGGAGE HANDLING (IATA CODES 11-18)	AIRCRAFT & RAMP HANDLING (IATA CODES 31-39)	TECHNICAL AUTOMATED EQUIPMENT FAILURE (IATA CODES 41-48)	OPERATIONS, CREW (IATA CODES 61-69)	REACTIONARY REASONS (IATA CODES 91-96)	AIRPORT FACILITIES (IATA CODES 87,89)	IMMIGRATION, CUSTOMS, HEALTH (IATA CODE 86)	DESTINATION AIRPORT BELOW MINIMA (IATA CODE 72)	DEPARTURE AERODROME BELOW MINIMA (IATA CODE 71)	ATFM (IATA CODES 81-84)	
AI	604	576	28	95%	5%	0.00	0.00	4.00	6.00	10.00	0.00	0.00	6.00	0.00	2.00	28
G8	766	619	147	81%	19%	0.00	0.00	0.00	38.00	92.00	0.00	0.00	6.00	0.00	11.00	147
6E	2454	2342	112	95%	5%	1.00	7.00	0.00	12.00	29.00	6.00	8.00	23.00	0.00	26.00	112
IS	383	356	27	93%	7%	0.00	0.00	0.00	4.00	16.00	0.00	0.00	6.00	0.00	1.00	27
SG	1006	800	206	80%	20%	3.00	1.00	13.00	8.00	71.00	3.00	38.00	62.00	0.00	7.00	206
UK	692	631	61	91%	9%	0.00	0.00	1.00	6.00	28.00	0.00	1.00	19.00	0.00	6.00	61
9I	90	86	4	96%	4%	0.00	0.00	1.00	1.00	1.00	0.00	0.00	1.00	0.00	0.00	4
IX	3	3	0	100%	0%	0.00	0.00	0.00	0.00	0.00	0.00	0.00	0.00	0.00	0.00	0
2T	32	29	3	91%	9%	0.00	0.00	0.00	0.00	3.00	0.00	0.00	0.00	0.00	0.00	3
OG	20	14	6	70%	30%	0.00	0.00	0.00	0.00	6.00	0.00	0.00	0.00	0.00	0.00	6
	<b>6050</b>	<b>5456</b>	<b>594</b>	<b>90%</b>	<b>10%</b>											



**DECEMBER 2020 ARRIVALS**

AIRLINES	TOTAL ARRIVALS	FLIGHTS ON TIME (STA + 15 min)	FLIGHTS DELAYED (STA + MORE THAN 15 Min)	% ON TIME	% DELAYED	NUMBER OF FLIGHTS DELAYED DUE TO										
						AIRLINES					AIRPORT		WEATHER		ATC	
						PASSENGER & BAGGAGE HANDLING (IATA CODES 11-18)	AIRCRAFT & RAMP HANDLING (IATA CODES 31-39)	TECHNICAL AUTOMATED EQUIPMENT FAILURE (IATA CODES 41-48)	OPERATIONS, CREW (IATA CODES 61-69)	REACTIONARY REASONS (IATA CODES 91-96)	AIRPORT FACILITIES (IATA CODES 87,89)	IMMIGRATION, CUSTOMS, HEALTH (IATA CODE 86)	DESTINATION AIRPORT BELOW MINIMA (IATA CODE 72)	DEPARTURE AERODROME BELOW MINIMA (IATA CODE 71)	ATFM (IATA CODES 81-84)	
AI	601	562	39	94%	6%	-	-	-	-	-	-	-	-	-	-	-
G8	774	603	171	78%	22%	-	-	-	-	-	-	-	-	-	-	-
6E	2454	2353	101	96%	4%	-	-	-	-	-	-	-	-	-	-	-
IS	383	356	27	93%	7%	-	-	-	-	-	-	-	-	-	-	-
SG	1006	765	241	76%	24%	-	-	-	-	-	-	-	-	-	-	-
UK	691	574	117	83%	17%	-	-	-	-	-	-	-	-	-	-	-
9I	90	85	5	94%	6%	-	-	-	-	-	-	-	-	-	-	-
IX	3	3	0	100%	0%	-	-	-	-	-	-	-	-	-	-	-
2T	32	30	2	94%	6%	-	-	-	-	-	-	-	-	-	-	-
OG	20	13	7	65%	35%	-	-	-	-	-	-	-	-	-	-	-
	<b>6054</b>	<b>5344</b>	<b>710</b>	<b>88%</b>	<b>12%</b>											



Delay Percentage